



art metal

# 01 VERA (ODB-10)

F.P.H. Art Metal Sp.j.

Ul. Jabłoniowa 124, 83-331 Łapino Kartuskie, Poland  
Tel. 0048 58 681 80 78, Fax: 0048 58 681 80 64  
www.art-metal.pl e-mail: biuro@art-metal.pl

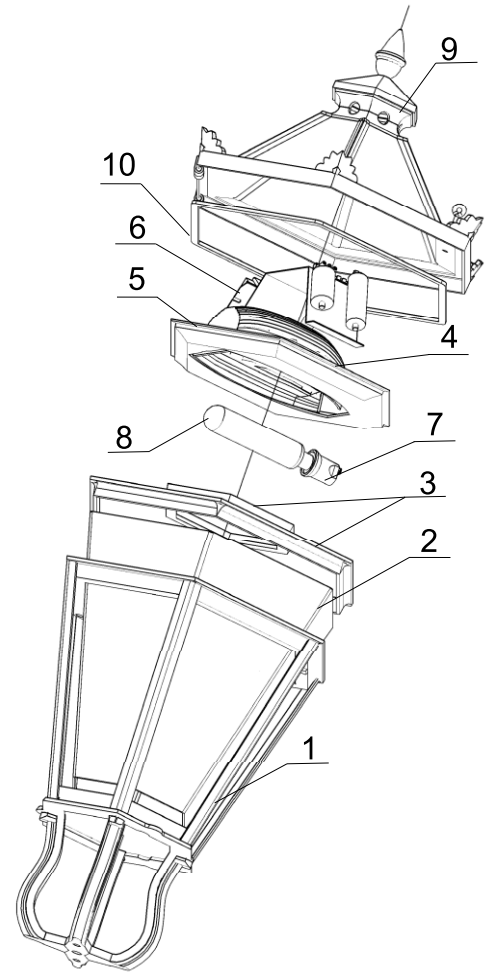
### Construcion:

The unit consists of a metal basket (1) which holds a shade. The shade is sealed by ring gaskets (3) from the top and bottom. A reflector ODB-10 (4) is attached to the basket. A tray with an igniter module (6) and lampholder (7) are on the reflector. A lamp is fitted into the lampholder (8). The basket (1) is closed with a decorative top cover (9). Gaskets (10) make the unit weather-tight. A lyre-shaped mounting holder mounted on the basket from the bottom is used to attach the unit to a pole or a bracket.

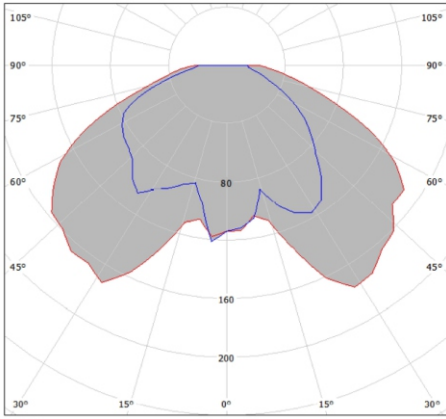
### Mounting instruction:

- \*) -Put the shade (2) into the basket (1), keeping it tight against the frame with the gaskets (3).
- \*) -Attach the tray (5) with the igniter (6) and the lampholder (7) to the reflector (4).
- \*) -Attach the reflector (4) and the decorative top cover (9) to the basket (1).
- \*) -Put the lamp (9) in position.
- \*) -Connect the electrical cables to the terminals of igniter (6).

If any lantern elements are supplied factory-mounted, the mounting stages marked with \*) should be omitted (as this has already been done by the manufacturer)



### TECHNICAL DATA:



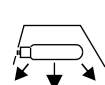
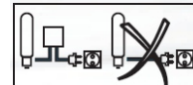
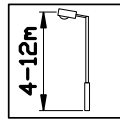
Photometry (polar plot)

Power: ~230/50Hz

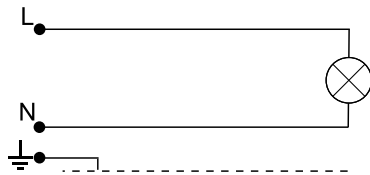
Protective class: I

IP65 -electrical part

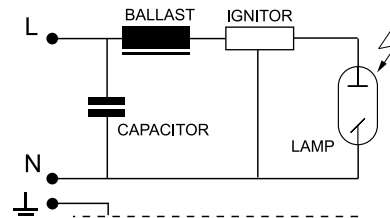
IP65 -optical part



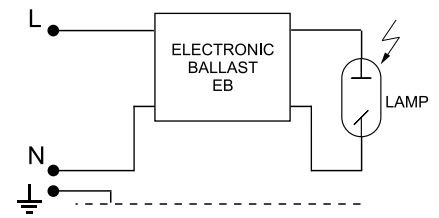
### ELECTRICAL DIAGRAM:



1. Incandescent bulb



2. Sodium / metal halide lamps



3. Sodium / metal halide lamps

Type	Light-producing element	Lamp holder	Weight [kg]	Pn [W]		Luminary dimensions
				IC	EB	
01MH-70W	MH/HSI/HPI	E27	13,2	81	78	<p>Wind area A = 0,27m<sup>2</sup></p> <p>L/H/B 740/530/460</p>
01MH-100W	MH/HSI/HPI	E27	13,7	114	109	
01MH-150W	MH/HSI/HPI	E27	14,4	169	164	
01S-70W	WLS/SHP/SON	E27	13,2	81	78	
01S-100W	WLS/SHP/SON	E40	13,7	114	109	
01S-150W	WLS/SHP/SON	E40	14,4	169	164	
01Z-E/Z	Bulb / MINI - LINX	E27	11,7	Max. 60		

**WARNING !!** The weight of the unit may slightly differ for individual production batches.

