



art metal

# 02 LUNA

## F.P.H. Art Metal Sp.j.

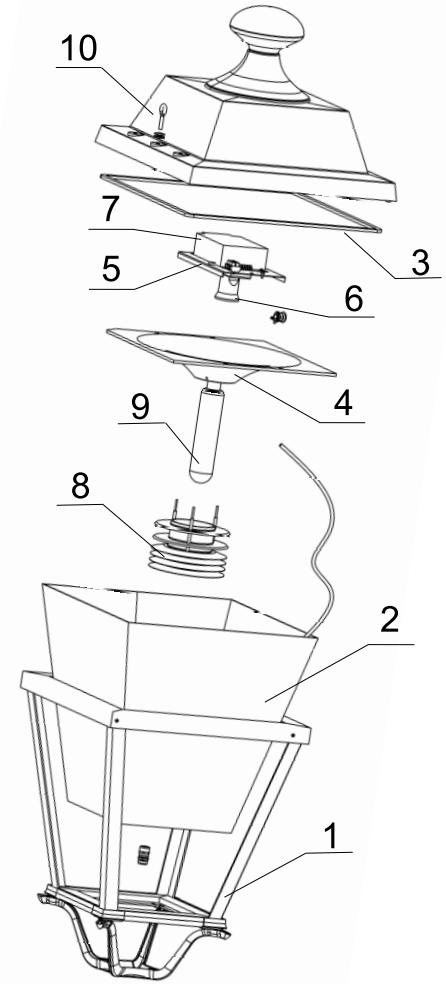
Ul. Jabłoniowa 124, 83-331 Łapino Kartuskie, Poland  
Tel. 0048 58 681 80 78, Fax: 0048 58 681 80 64  
www.art-metal.pl e-mail: biuro@art-metal.pl

### Construction:

The unit includes a basket (1) holding a shade (2), held in place by rings (3). A reflector (4) and a tray (5) are fitted to the upper ring. A lampholder (6) and an igniter module (7) are mounted on the tray (5). A RASTER (ODB-3) reflector (8) can be mounted on the upper reflector (4) optionally. A lamp (9) is fitted to the lampholder. A pivoting decorative cup (10) closes the basket (1) from the top. Accidental opening of the cup is prevented by a fixing bolt. Gaskets (11) make the unit weather-tight.

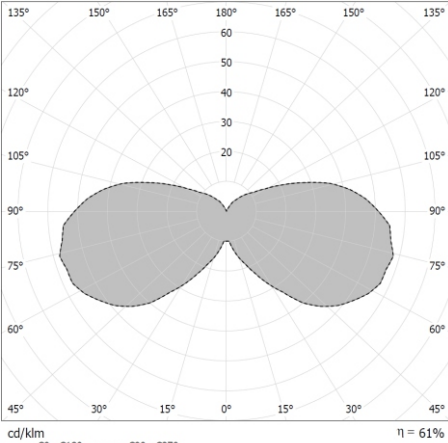
### Mounting instructions:

- \*) -Put the shade (1) in the basket (2).
- \*) -Mount the igniter module (6) and the lampholder (6) on the tray (5).
- \*) -Fix the ring (3), the upper reflector (4) and the tray (5) to the basket (1)
- Connect the igniter module (7) to the electrical system.
- Attach the decorative cup (10) to the basket.
- Put the lamp (9) in the lampholder (6) and attach the RASTER reflector (8) to the upper reflector (4).
- Slide the unit over the pole or position it at its end
- Tighten the bolts fixing the unit.



If any lantern elements are supplied factory-mounted, the mounting stages marked with \*) should be omitted (as this has already been done by the manufacturer)

### TECHNICAL DATA:



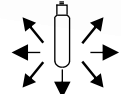
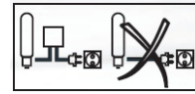
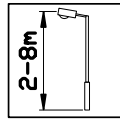
Photometry (polar plot)

Power: ~230/50Hz

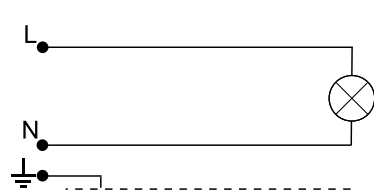
Protective class: I

IP65 -electrical part

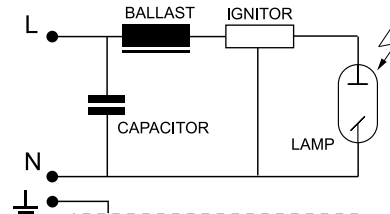
IP65 -optical part



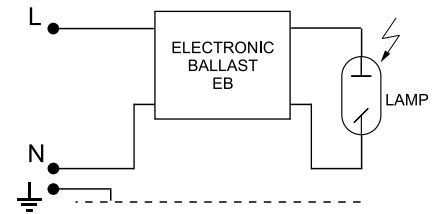
### ELECTRICAL DIAGRAM:



1. Incandescent bulb



2. Sodium / metal halide lamps



3. Sodium / metal halide lamps

Type	Light-producing element	Lamp holder	Weight [kg]	Pn [W]		Luminary dimensions
				IC	EB	
02MH-70W	MH/HSI/HPI	E27	12,6	81	78	<p>Wind area A = 0,28m<sup>2</sup></p> <p>L/H/B 670/410/410</p>
02MH-100W	MH/HSI/HPI	E27	12,7	114	109	
02MH-150W	MH/HSI/HPI	E27	13,5	169	164	
02S-70W	WLS/SHP/SON	E27	12,6	81	78	
02S-100W	WLS/SHP/SON	E40	12,7	114	109	
02S-150W	WLS/SHP/SON	E40	13,7	169	164	
02Z-E/Z	Bulb / MINI - LINX	E27	11,1	Max. 60		

**WARNING !!** The weight of the unit may slightly differ for individual production batches.

