



art metal

24 NEXUS (ODB-10)

F.P.H. Art Metal Sp.j.

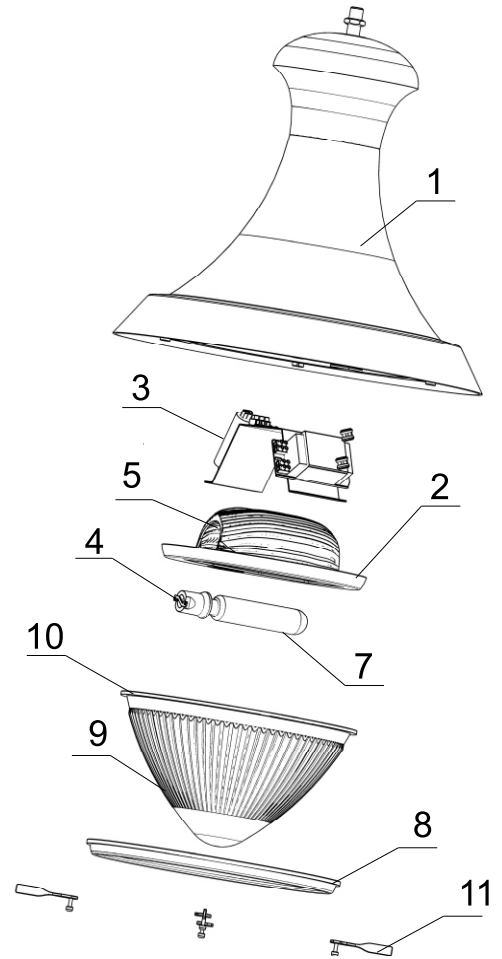
Ul. Jabłoniowa 124, 83-331 Łapino Kartuskie, Poland
Tel. 0048 58 681 80 78, Fax: 0048 58 681 80 64
www.art-metal.pl e-mail: biuro@art-metal.pl

Construction:

The unit consists of a lamp body (1) with control gear (3) inside. The control gear is mounted on a tray (2) to a cylindrical reflector (ODB-10) (5). Lampholder (4) is mounted with a lamp (7) inside the reflector. Globe (9) and a gasket (10) is mounted with bolts to the luminary body. The luminary is mounted on the top with a M20 thread.

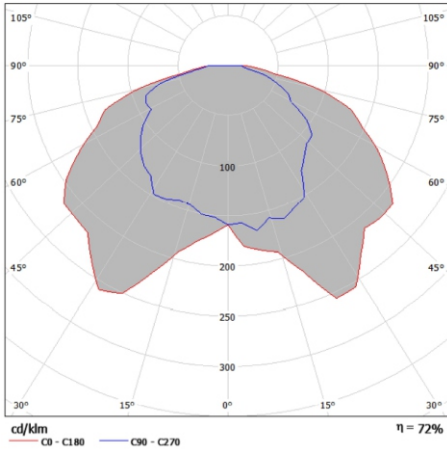
Mounting instructions:

- *)-Mount the igniter module (3) and the lampholder (4) on the tray (2).
- Place a lamp (7) in the lampholder (4)
- Connect the pole's electrical system to the control gear (3)
- Mount the cylindrical reflector (5) with control gear (3) to the luminary body (1).
- Use the bolts with the clips (11) to fix the gasket (10), ring (8) and the shade (9) in position.



If any lantern elements are supplied factory-mounted, the mounting stages marked with *) should be omitted (as this has already been done by the manufacturer)

TECHNICAL DATA:



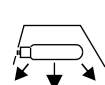
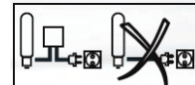
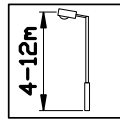
Photometry (polar plot)

Power: ~230/50Hz

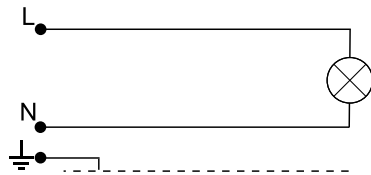
Protective class: I

IP66 -electrical part

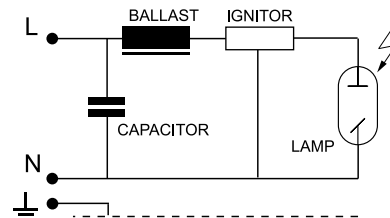
IP66 -optical part



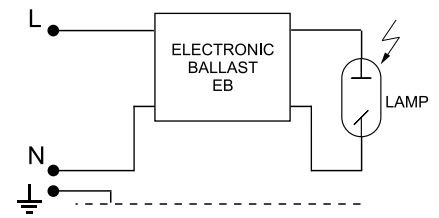
ELECTRICAL DIAGRAM:



1. Incandescent bulb



2. Sodium / metal halide lamps



3. Sodium / metal halide lamps

Type	Light-producing element	Lamp holder	Weight [kg]	Pn [W]		Luminary dimensions
				IC	EB	
24MH-70W	MH/HSI/HPI	E27	11,5	81	78	
24MH-100W	MH/HSI/HPI	E27	12,0	114	109	
24MH-150W	MH/HSI/HPI	E27	12,7	169	164	
24S-70W	WLS/SHP/SON	E27	11,5	81	78	
24S-100W	WLS/SHP/SON	E40	12,0	114	109	
24S-150W	WLS/SHP/SON	E40	12,7	169	164	
24Z-E/Z	Żarówka / światłówka kompaktowa	E27	10,0	Max. 60		

WARNING !! The weight of the unit may slightly differ for individual production batches.

